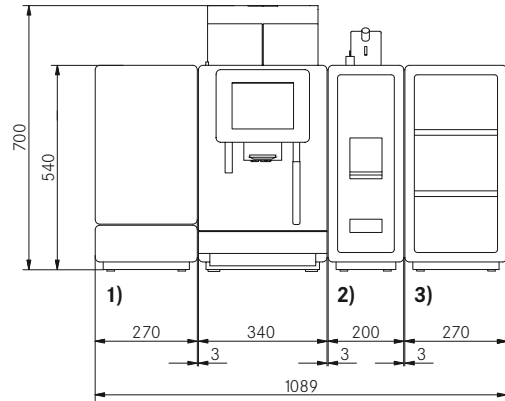


TECHNICAL DATA FOR A400 WITH ACCESSORIES, PLUS ADDITIONAL COMPATIBLE ACCESSORIES

MACHINE MODELS

MODEL	POWER
A400	220-240V 1LNPE 50/60Hz 2.1-2.3 kW (10A)
	220-240V 1LNPE 50/60Hz 2.4-2.8 kW (13/15/16* A)
	200-220V 2LPE 60Hz 2.3-2.7kW (30A)
	220V 1LNPE 50Hz 2.4 kW (16A)
	200V 2LPE 50/60Hz 2.3 kW (15A)
A400 MS EC	220-240V 1LNPE 50/60Hz 2.1-2.3 kW (10A)
	220-240V 1LNPE 50/60Hz 2.4-2.8 kW (13/15/16* A)
	200-220V 2LPE 60Hz 4.5-5.3 kW (30A)
	220V 1LNPE 50Hz 2.4 kW (16A)
	200V 2LPE 50/60Hz 2.3 kW (15A)
A400 FM CM	220-240V 1LNPE 50/60Hz 2.1-2.3 kW (10A)
	220-240V 1LNPE 50/60Hz 2.4-2.8 kW (13/15/16* A)
	200-220V 2LPE 60Hz 4.5-5.3 kW (30A)
	220V 1LNPE 50Hz 2.4 kW (16A)
	200V 2LPE 50/60Hz 2.3 kW (15A)

Dimensions: 340 mm / 700 mm / 600 mm (W/H/D)

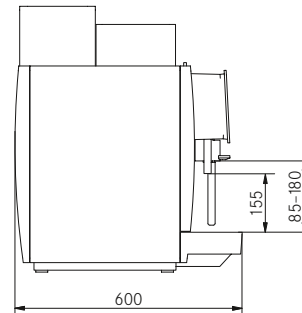


COLOR OPTIONS

Black/chrome or anthracite/chrome

WATER CONNECTION

Fixed water connection	Metal hose with union nut G3/8", L = 1500 mm
Water supply line	If possible on installation side: untreated water of drinking water quality (not from household decalcification system)
Water pressure	80-800 kPa (0.8-8.0 bar)
Total hardness	4-8 °dH GH (German total hardness) / 7-14 °fH GH (French total hardness) / 70-140 ppm (mg/l)
Carbonate hardness	3-6 °dH KH (carbonate hardness) / 50-105 ppm (mg/l)
Acid content/pH value	6.5-7.5 pH
Chlorine content	<0.5 mg/l



WATER DRAIN

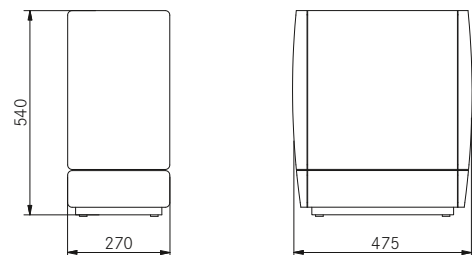
Drain hose Dia. = 16 mm, L = 2000 mm

ACCESSORIES

1) REFRIGERATION UNIT SU05 EC (5 I)

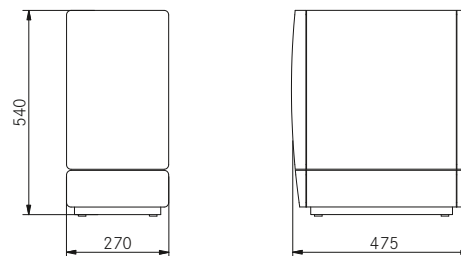
Electrical connection:	220-240V 1LNPE 50/60Hz 0.72 A (10A) 120V 1LNPE 60Hz 1.5 A (10A) 220V 1LNPE 50Hz 0.72 A (10A) 100V 1LNPE 50/60Hz 1.65 A (10A)
Dimensions:	270 mm / 540 mm / 475 mm (W/H/D)
Weight (empty):	approx. 20 kg
Compatible with:	Model A400 MS EC
Colors:	Black or anthracite

* Fuse varies by country

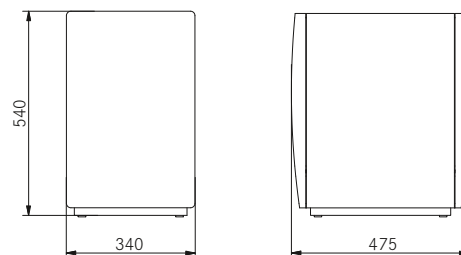


1) REFRIGERATION UNIT SU05 CM (5I)

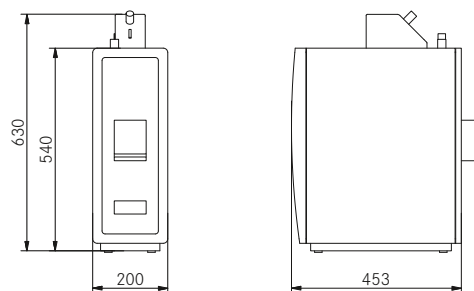
Electrical connection:	220-240V 1LNPE 50/60Hz 1.95-2.3kW (10A) 120V 1LNPE 60Hz 1.44kW (15A) 220V 1LNPE 50Hz 0.72kW (10A) 100V 1LNPE 50/60Hz 1.35kW (15A)
Dimensions:	B 270 mm / H 540 mm / T 475 mm
Weight (empty):	approx. 24 kg
Compatible with:	Model A400 FM CM
Colors:	Black or anthracite

**REFRIGERATION UNIT SU12 EC (12I)**

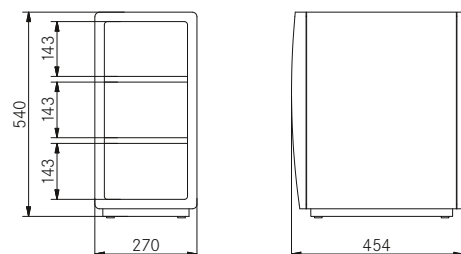
Electrical connection:	220-240V 1LNPE 50/60Hz 0.72 A (10A) 110-127V 1LNPE 60Hz 1.5-1.7A (10A) 220V 1LNPE 50Hz 0.72A (10A) 100V 1LNPE 50/60Hz 1.7A (10A)
Dimensions:	340 mm / 540 mm / 475 mm (W/H/D)
Weight (empty):	approx. 28 kg
Compatible with:	Model A400 MS EC
Colors:	Black or anthracite

**2) ACCOUNTING SYSTEM AC**

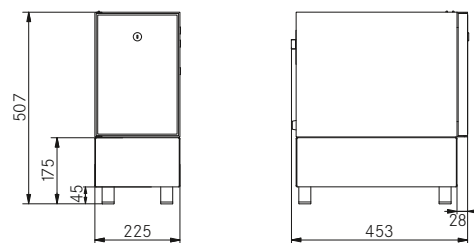
Electrical connection:	85-264 V 1LNPE 50/60Hz (10A)
Dimensions:	200 mm / 630 mm / 453 mm (W/H/D)
Weight (empty):	approx. 18 kg
Compatible with:	Model A400 / A400 MS EC / A400 FM CM
Colors:	Black or anthracite

**3) CUP WARMER CW**

Electrical connection:	220-240V 1LNPE 50/60Hz 120 W (10 A) 110V 1LNPE 50/60 Hz 80 W (10A)
Dimensions:	270 mm / 540 mm / 454 mm (W/H/D)
Weight (empty):	approx. 20 kg
Compatible with:	Model A400 / A400 MS EC / A400 FM CM
Colors:	Black or anthracite

**REFRIGERATION UNIT KE200 (4I)**

Electrical connection:	220-240V 1LNPE 50/60Hz 0.71 A (10A)
Dimensions:	225 mm / 507 mm / 453 mm (W/H/D)
Weight (empty):	approx. 13 kg
Compatible with:	Model A400 MS EC
Color:	Stainless steel

**CHILL & CUP CC**

Electrical connection:	220-240V 1LNPE 50/60Hz 1.0A (10A)
Dimensions:	380 mm / 581mm / 473mm (W/H/D)
Weight (empty):	approx. 29 kg
Compatible with:	Model A400 MS EC
Color:	Black

